

Fittings, Tee Blocks, Swivel Adapters, Manifolds & Gender Changers

Boltight fittings and assemblies are designed to include quick connect couplings and nipples for fast and clean operation.



FEATURES

- Boltight fittings and assemblies are filled with oil, pressure tested and provided with test certificates.
- All fittings and assemblies are marked with serial numbers for clear identification.
- For safety fittings and assemblies are marked with the maximum working pressure.
- Fittings and assemblies are available with swivels fitted to the outlets for increased flexibility and ease of use during simultaneous bolt tensioning.

1000 BAR

| PART NO | CONFIGURATION/DESCRIPTION |
|---------|---|
| BT-1043 | Coupling / Nipple /Coupling Tee Block |
| BT-1044 | Nipple / Coupling / Nipple Tee Block |
| BT-1045 | Coupling / Nipple Elbow Block |
| BT-1046 | Nipple / Coupling / Coupling / Coupling Cross Block |
| BT-1047 | Nipple / Nipple / Coupling Tee Block |
| BT-1051 | Coupling / Coupling Gender Changer |
| BT-1052 | Nipple / Nipple Gender Changer |
| BT-1053 | Blank Nipple |
| BT-1054 | Blank Coupling |
| BT-1057 | Nipple / Coupling / Coupling Tee Block |

1500 BAR


| PART NO | CONFIGURATION/DESCRIPTION |
|---------|---|
| BT-1543 | Coupling / Nipple /Coupling Tee Block |
| BT-1544 | Nipple / Coupling / Nipple Tee Block |
| BT-1545 | Coupling / Nipple Elbow Block |
| BT-1546 | Nipple / Coupling / Coupling / Coupling Cross Block |
| BT-1547 | Nipple / Nipple / Coupling Tee Block |
| BT-1551 | Coupling / Coupling Gender Changer |
| BT-1552 | Nipple / Nipple Gender Changer |
| BT-1553 | Blank Nipple |
| BT-1554 | Blank Coupling |
| BT-1557 | Nipple / Coupling / Coupling Tee Block |

2500 BAR

| PART NO | CONFIGURATION/DESCRIPTION |
|---------|---|
| BT-2543 | Coupling / Nipple /Coupling Tee Block |
| BT-2544 | Nipple / Coupling / Nipple Tee Block |
| BT-2545 | Coupling / Nipple Elbow Block |
| BT-2546 | Nipple / Coupling / Coupling / Coupling Cross Block |
| BT-2547 | Nipple / Nipple / Coupling Tee Block |
| BT-2551 | Coupling / Coupling Gender Changer |
| BT-2552 | Nipple / Nipple Gender Changer |
| BT-2553 | Blank Nipple |
| BT-2554 | Blank Coupling |
| BT-2557 | Nipple / Coupling / Coupling Tee Block |



Two outlets controlled by manually operated stop valves



Inlet from pump via self sealing quick connect nipple fitted with a plastic dust cap


Two tool outlets via self sealing quick connect coupling, fitted with plastic dust caps

TWO OUTLET MANIFOLD BLOCK WITH MANUAL STOP VALVES

| PART NO | MAXIMUM OPERATING PRESSURE |
|---------|----------------------------|
| BT-1071 | 1000 BAR |
| BT-1571 | 1500 BAR |
| BT-2571 | 2500 BAR |

FOUR OUTLET MANIFOLD

| PART NO | MAXIMUM OPERATING PRESSURE |
|---------|----------------------------|
| BT-1080 | 1000 BAR |
| BT-1580 | 1500 BAR |
| BT-2580 | 2500 BAR |

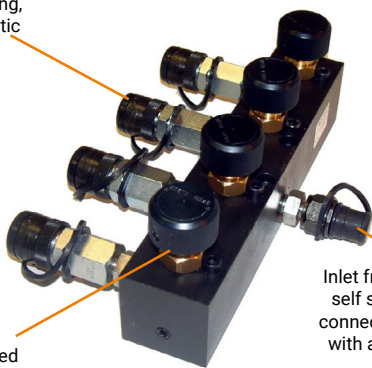


Inlet from pump via self sealing quick connect nipple fitted with a plastic dust cap

Plug

Four tool outlets via self sealing quick connect coupling, fitted with plastic dust caps

Four tool outlets via self sealing quick connect coupling, fitted with plastic dust caps



Inlet from pump via self sealing quick connect nipple fitted with a plastic dust cap

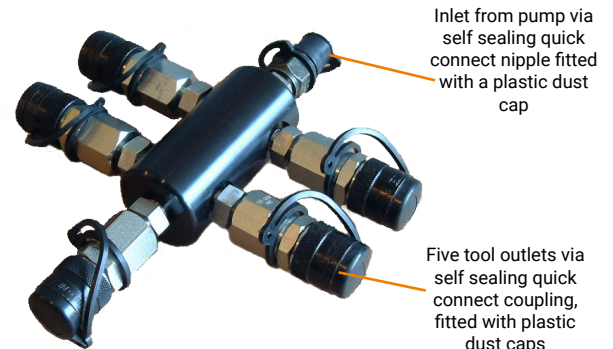
Four outlets controlled by manually operated stop valves

FOUR OUTLET MANIFOLD BLOCK WITH MANUAL STOP VALVES

| PART NO | MAXIMUM OPERATING PRESSURE |
|---------|----------------------------|
| BT-1070 | 1000 BAR |
| BT-1570 | 1500 BAR |
| BT-2570 | 2500 BAR |

FIVE OUTLET MANIFOLD

| PART NO | MAXIMUM OPERATING PRESSURE |
|---------|----------------------------|
| BT-1081 | 1000 BAR |
| BT-1581 | 1500 BAR |
| BT-2581 | 2500 BAR |



Inlet from pump via self sealing quick connect nipple fitted with a plastic dust cap

Five tool outlets via self sealing quick connect coupling, fitted with plastic dust caps

Swivel adapters are used on hydraulic tools to make them more accessible saving time and effort. They also prevent the use of excessive force in bending a hose to meet the quick connector.

SWIVEL ADAPTER

| PART NO | CONFIGURATION / DESCRIPTION |
|------------|--|
| BT-1560-01 | 1/4" BSP male with 120° male cone |
| BT1560-02 | 1/4" BSP male with 60° female cone |
| BT-1560-03 | 1/8" BSP male (for bonded washer seal) |
| BT-2560-01 | 1/4" BSP male with 120° male cone |
| BT-2560-02 | 1/4" BSP male with 60° female cone |
| BT2560-03 | 1/8" BSP male (for bonded washer seal) |



SWIVEL ADAPTER WITH NIPPLE


| PART NO | CONFIGURATION / DESCRIPTION |
|------------|--|
| BT-1560-01 | 1/4" BSP male with 120° male cone |
| BT1560-02 | 1/4" BSP male with 60° female cone |
| BT-1560-03 | 1/8" BSP male (for bonded washer seal) |
| BT-2560-01 | 1/4" BSP male with 120° male cone |
| BT-2560-02 | 1/4" BSP male with 60° female cone |
| BT2560-03 | 1/8" BSP male (for bonded washer seal) |

SWIVEL ADAPTER WITH COUPLING

| PART NO | CONFIGURATION / DESCRIPTION |
|------------|--|
| BT-1560-01 | 1/4" BSP male with 120° male cone |
| BT1560-02 | 1/4" BSP male with 60° female cone |
| BT-1560-03 | 1/8" BSP male (for bonded washer seal) |
| BT-2560-01 | 1/4" BSP male with 120° male cone |
| BT-2560-02 | 1/4" BSP male with 60° female cone |
| BT2560-03 | 1/8" BSP male (for bonded washer seal) |



Swivel adapters can be doubled up to create quick connection with 360° connectivity



Double swivel adapter with quick connect coupling



Double swivel adapter with quick connect nipple

Double swivel adapters when attached to hydraulic tools allow short hoses to be connected easily from almost any angle. Hoses fall into a comfortable position which avoids unnecessary banding.



Other Fittings, Tee Blocks, Swivel Adapters, Manifolds and Gender Changers are available on request.

Production Unit
Boltight Limited

Tel: +44 (0) 1922 669222

Email: sales.boltight.uk@nord-lock.com

www.nord-lock.com

Sales Office

Nord-Lock Ltd

Tel: +44 (0) 1264 355557

Email: enquiries@nord-lock.co.uk

www.nord-lock.com

NORD-LOCK
GROUP